

# Town of Marlborough



## *Annual Public Hearing*

**2017-2018 Budget**

**April 24, 2017**

### **Board of Finance Members**

**Doug Knowlton, Chairman**  
**Cliff Denniss, Vice Chairman**  
**Ken Hjulstrom, Secretary**  
**Susan Leser**  
**Eric Young**  
**Dieter Zimmer**  
**Midge Denno, Alternate**  
**Riva Clark, Alternate**  
**Ryan Gritter, Alternate**

# Town of Marlborough



## Board of Finance 2017 – 2018 Budget Proposal

<b>Overall Budget Amount</b>	<b>\$24,584,815</b>
<b>Budget Increase</b>	<b>3.57%</b>
<b>Increase in Dollars</b>	<b>\$847,748</b>
<b>Reduction in Revenue</b>	<b>\$781,199</b>
<b>Tax Increase</b>	<b>6.96%</b>
<b>Mill Rate</b>	<b>36.53 mills (+2.38 mills)</b>

# Town of Marlborough



## Budget Considerations

*Grand List*

*Revenues: State & Local*

*Undesignated Fund Balance*

*Expenditure Requests*

*Contractual Obligations*

*Debt Service Payments*

*Capital Expenditures*

*Economic Indicators*

## Budget Drivers

*State Cuts to Town Revenue*

*RHAM Budget*

*Local BOE Budget*

*Resident Trooper Costs*

*Road, Bridge and Culvert Maintenance*

*Infrastructure Needs*

*Health, Dental & Life Insurance*

*Salaries & Benefits*

# Town of Marlborough



## Budgeted Revenues FY16-17 vs FY17-18

Revenue	2016-2017	2017-2018	Difference	% Change
Cash Appropriation	\$148,523	\$170,173	\$21,650	14.58%
State Gen Revenue	\$259,145	\$265,215*	\$6,070	2.34%
State Ed Revenue	\$3,238,901	\$1,849,972*	(\$1,388,929)	(42.88%)
Special Ed Excess Cost	n/a	\$759,408*	\$759,408	n/a
Local Revenue	\$283,700	\$288,700	\$5,000	1.76%
Misc Revenue	\$310,898	\$366,545	\$55,647	17.90%
Tax Collections	\$19,492,430	\$20,884,803	\$1,392,373	7.18%
* From Town Revenue Proposed Budget	\$21,537,067	\$24,584,816	\$847,748	3.57%

# Town of Marlborough



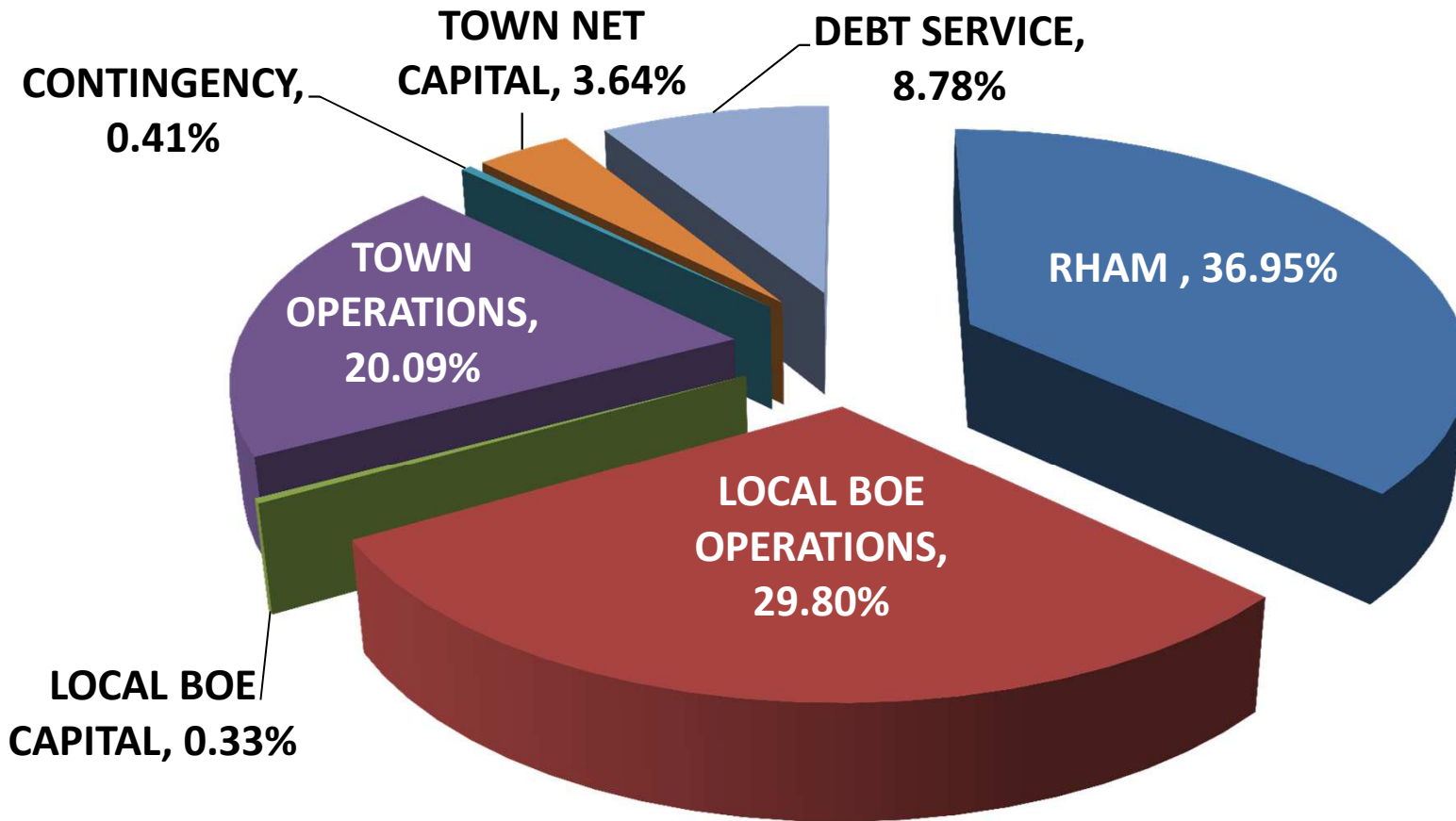
## Budgeted Expenses FY 17-18 vs FY 16-17

Category	FY16-17	FY 17-18	Difference	% Change
RHAM	\$8,550,175	\$9,084,162	\$533,987	6.25%
LOCAL BOE OPERATIONS	\$7,222,854	\$7,326,938	\$104,084	1.44%
LOCAL BOE CAPITAL	n/a	\$82,265	\$82,265	n/a
TOWN OPERATIONS	\$4,764,125	\$4,940,050	\$175,925	3.69%
CONTINGENCY	\$100,000	\$100,000	\$0	0%
TOWN NET CAPITAL	\$862,326	\$893,675	\$31,349	3.64%
DEBT SERVICE	\$2,237,587	\$2,157,725	(\$79,862)	(3.57%)
TOTALS	\$23,737,067	\$24,584,815	\$847,748	3.57%

# Town of Marlborough



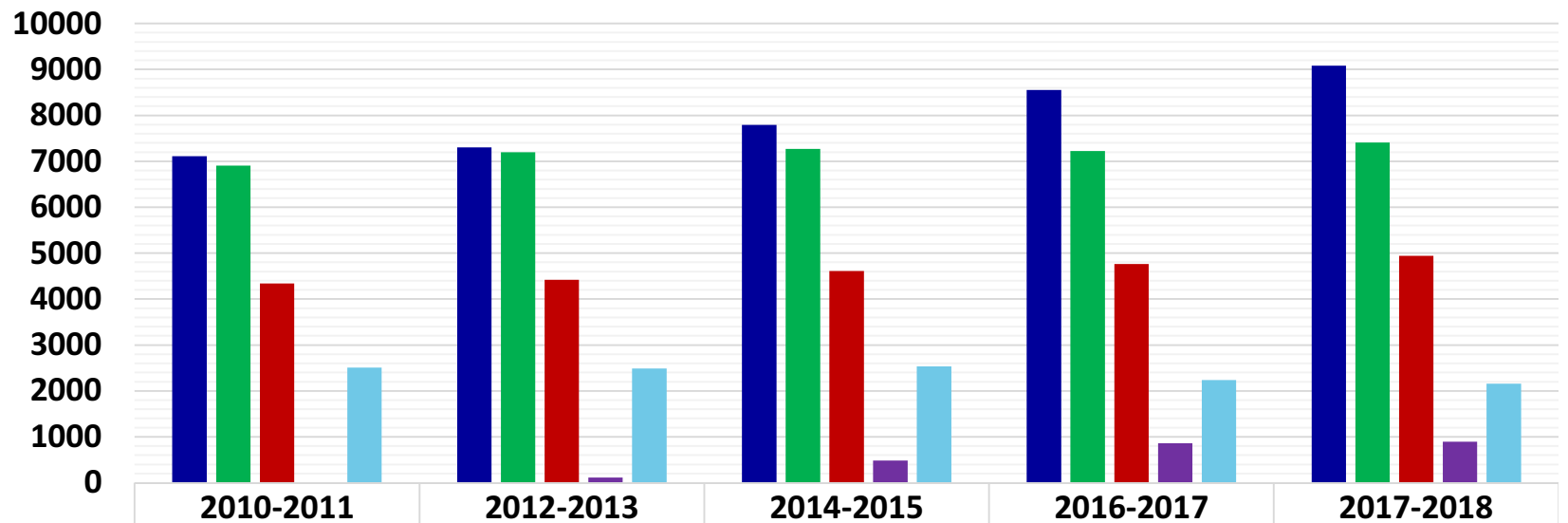
## 2017 - 2018 Budget



# Town of Marlborough



## 5 Year Bi-Annual Budget Progression



<span style="color: blue;">■</span> RHAM	7109	7306	7793	8550	9084
<span style="color: green;">■</span> LOCAL BOE	6906	7200	7272	7223	7409
<span style="color: red;">■</span> TOWN OPS	4340	4421	4613	4764	4940
<span style="color: purple;">■</span> TOWN CAPITAL	0	115	485	862	894
<span style="color: lightblue;">■</span> DEBT	2509	2488	2532	2237	2158

# Town of Marlborough



## Grand List Growth

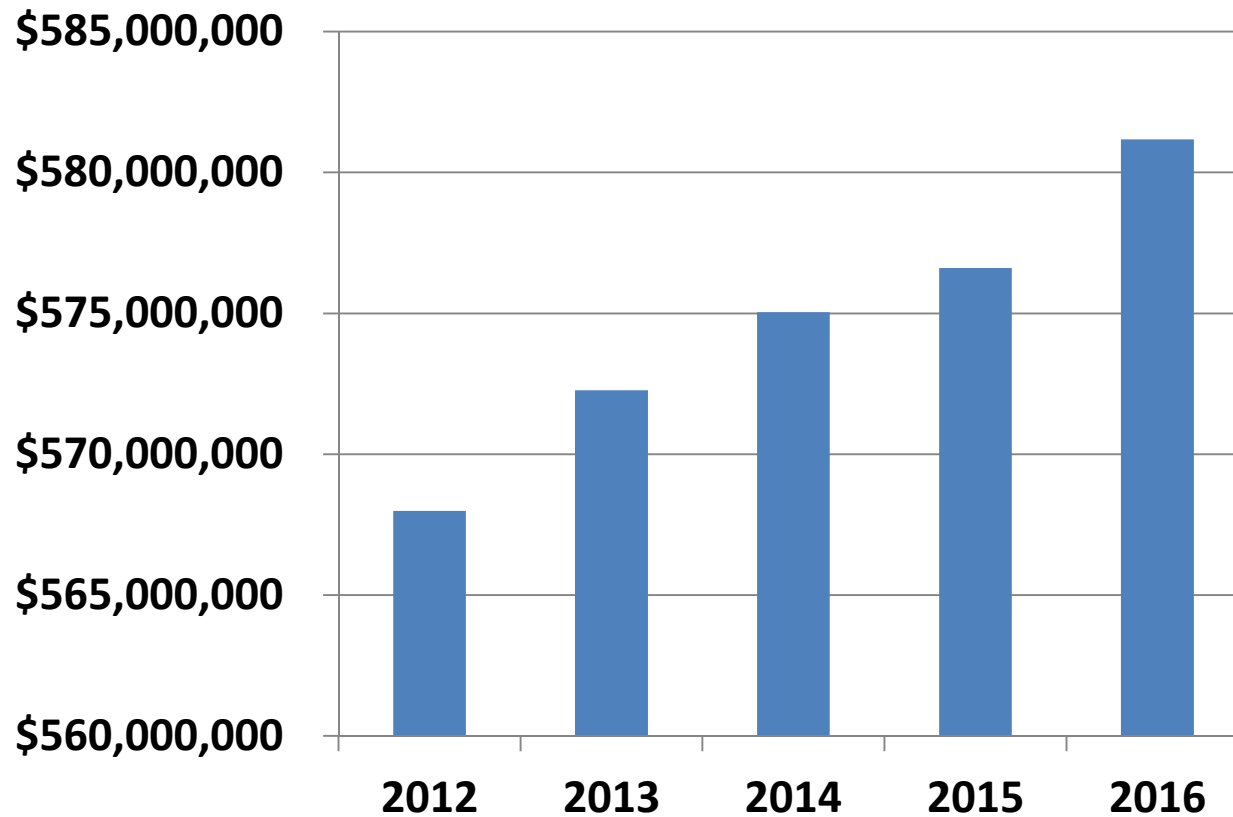
Year	Grand List	Change	%
2016	\$581,170,690	\$4,564,140	0.7916%
2015	\$576,606,550	\$1,560,685	0.2714%
2014	\$575,045,865	\$2,780,415	0.486%
2013	\$572,265,450	\$4,274,880	0.7526%
2012	\$567,990,570	\$2,417,710	0.4250%



# Town of Marlborough



## Grand List Growth



# Town of Marlborough



## Undesignated Fund

Budget Year	Fund Balance	Used to Offset Taxes *	Budget	Ratio to Budget
2017	\$2,014,034	\$170,173	\$24,584,815	8.19%
2016	\$1,928,803	\$148,523	\$23,737,067	8.13%
2015	\$2,055,597	\$323,966	\$23,061,985	8.91%
2014	\$2,077,872	\$410,613	\$22,230,125	9.35%
2013	\$2,024,542	\$408,521	\$21,611,232	9.37%

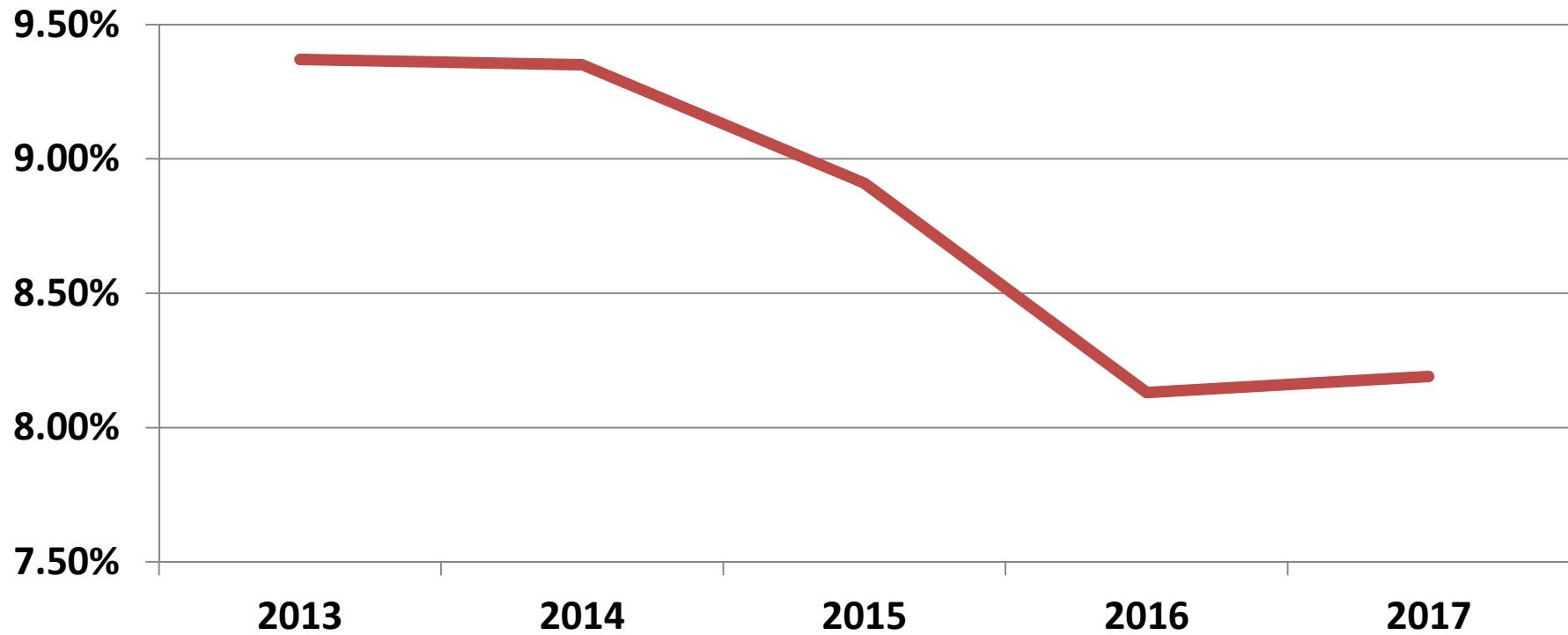
\* Equals the Fund Balance less 7.5% of the overall budget

# Town of Marlborough



## Undesignated Fund

### Ratio to Budget



# Town of Marlborough



## Town Capital Improvements Expense

<b>Future Capital Expenditure Reserve</b>	<b>\$75,000</b>
<b>Energy Improvements – Town Hall</b>	<b>\$5,700</b>
<b>Revaluation Reserve</b>	<b>\$10,000</b>
<b>Fawn Brook Design/Construction</b>	<b>\$10,000</b>
<b>Plan of Development Update</b>	<b>\$7,500</b>
<b>South Main St to South Road Pave/Rehab. LOTCIP Phase I</b>	<b>\$35,000</b>
<b>South Main St to South Road Pave/Rehab. LOTCIP Phase II</b>	<b>\$10,000</b>
<b>Finley Hill Culvert of Flat Brook – Construction, Administration &amp; Inspections</b>	<b>\$115,000</b>
<b>N Main St Culverts (2) - Construction</b>	<b>\$160,000</b>
<b>Williamsburg Road Repair - Design</b>	<b>\$50,000</b>
<b>Library Parking Lot Restoration</b>	<b>\$50,000</b>
<b>Roof Replacement - Wilhenger House (Food Bank)</b>	<b>\$15,000</b>

# Town of Marlborough



## Town Capital Improvements Expense

ADA Compliance - Blish Park	\$10,000	
Blish Park Sewer Upgrades	\$64,475	
Replace Oldest Cruiser	\$25,000	
Vehicle Replacement Reserve	\$75,000	
Improvements to Metal Building	\$5,000	
Road Improvements (Bull Hill & Edstrom)	\$164,000	
Guard Shack at entrance to Transfer Station	\$7,000	
	<b>Town Net Capital</b>	<b>\$893,675</b>

# Town of Marlborough



## Other Town Capital Improvements

Local Road Improvements (Town Aid Road Funds)	\$145,000
Volvo L70H Payloader – Lease to Own	\$33,500
<b>TOTAL Capital Improvements 2017-2018</b>	<b>\$1,072,175</b>

# Town of Marlborough



## Town Operations Budget

Appointed & Elected	\$1,729,039	17.69%
Town Hall	\$78,686	1.86%
Administrative Expenses	\$170,307	0.59%
Land Use Department	\$59,740	-71.10%
Library	\$38,034	10.35%
Senior Center	\$32,916	-66.92%
Food Bank	\$5,713	-5.07%
Boards & Commissions	\$177,553	-9.72%
Health & Public Safety	\$586,151	7.97%
Public Works	\$1,524,359	5.45%
Regional Services & Grants	\$537,552	4.07%
<b>TOTAL</b>	<b>\$4,940,050</b>	<b>3.69%</b>

# Town of Marlborough



## Local BOE Budget

Personnel – Certified Staff	\$4,087,801	0.97%
Personnel – Non-Certified Staff	\$1,017,625	-0.31%
Employee Benefits	\$1,056,490	0.76%
Purchased Professional Services	\$146,143	-34.95%
Purchased Property Services	\$261,592	5.36%
Other Purchased Services	\$467,180	30.43%
Supplies & Materials	\$243,310	7.01%
Capital Outlay – furniture/equipment	\$29,740	0.89%
Other	\$17,057	0.85%
<b>TOTAL</b>	<b>\$7,326,938</b>	<b>1.44%</b>



# Town of Marlborough



## Local BOE Capital Improvements

Reserve for Future Boiler Replacement	\$10,000
Reserve for Future Roof Replacement	\$10,000
Repave and Line Parking Lot by the Community Room	\$54,000
Replace A/C Motors and Transformers for 3 Rooms	\$2,265
Reserve for Future A/C Replacement	\$6,000
<b>TOTAL</b>	<b>\$82,265</b>

# Town of Marlborough



## RHAM BOE Budget

<b>Total Operating Budget Amount</b>	<b>\$28,863,321</b>	<b>2.96%</b>
<b>Increase</b>	<b>\$1,092,546</b>	
<b>Marlborough Assessment @ 31.16%</b>	<b>\$8,993,811</b>	<b>5.19%</b>
<b>Additional Capital Budget Amount</b>	<b>\$289,960</b>	<b>3.99%</b>
<b>Marlborough Assessment @ 31.16%</b>	<b>\$90,352</b>	<b>6.25%</b>
<b>Included in Operating Budget:</b>		
<b>1 full time athletic director</b>	<b>\$45,714</b>	
<b>2 additional coaches</b>	<b>\$32,619</b>	
<b>Special Education Increase</b>	<b>\$1,131,090</b>	

**Marlborough Board of Finance**

# Town of Marlborough



## Annual Debt Service

Year	Payments	Outstanding Balance	
2017-18	\$2,157,725	\$16,630,786.54	
2018-19	\$1,965,819	\$14,473,066.33	
2019-20	\$1,853,433	\$12,507,247.21	
2020-21	\$1,575,720	\$10,653,814.45	
2021-22	\$1,476,620	\$9,078,094.26	

# Town of Marlborough



## Governor's Budget Proposals

**Teacher Pensions: = \$840,959 new expense**

**Educational Cost Sharing: = -\$1,304,043 cut**

**Special Education Excess Cost: = \$759,408 new revenue grant**

**Resident Trooper: 100% = \$29,859 added expense**

**Other Grants: = -\$7,313**

**Motor Vehicle Rate: 32 mills = \$218,000 increase in Real Estate mill rate**

**138 Towns and Cities are "losers" – have state revenue cuts**

**31 Towns and Cities are "winners" – get more state revenue**

# Town of Marlborough



## Summary

- **Uncertainty regarding State Revenues**
- **Strongly resisting payment of Teacher Pensions**
- **Revenue driven Budget versus Expense driven Budget**
- **Attempt to maintain Town and Educational Service levels**
- **We cannot reduce the RHAM assessment once the RHAM Budget is passed / We can only reduce Local BOE and Town Budgets**
- **Completely offsetting State Budget will severely impact Town and Educational services – we need RHAM to share in any State Revenue Reductions**
- **We feel the best approach is to present this budget and suggest that it be voted down at the Town Meeting – There is no provision to delay the town budget process.**

# Town of Marlborough



## Budget Process

**The Public Hearing and Town Meeting dates are set by the charter**

**Once a Budget passes, the BOF sets the mill rate**

**Town Meetings will be called every 3 Weeks until a Budget is passed**

**If there is no Budget passed by July 1, the Selectmen sets the mill rate from the latest BOF Budget presentation**

# Town of Marlborough



## Contact Your Legislative Representatives

**State Senator Cathy Osten:**

**(860)240-0579**

**[Osten@senatedems.ct.gov](mailto:Osten@senatedems.ct.gov)**

**State Representative Robin Green:**

**(860)240-8700**

**[robin.green@housegop.com](mailto:robin.green@housegop.com)**

# Town of Marlborough



## Important Dates

**RHAM Budget Referendum**  
**Marlborough Elementary School Cafeteria**  
**Tuesday, May 2, 2017**  
**6:00 a.m. to 8:00 p.m.**

**Annual Town Meeting & Budget Vote**  
**Marlborough Elementary School Cafeteria**  
**Monday, May 8, 2017**  
**7:00 p.m.**  
**(Check-in begins at 6:30 p.m.)**

**PLEASE REMEMBER TO VOTE**

**Marlborough Board of Finance**



# Town of Marlborough



## Public Comments

**State Your Name and Address**

**Be Respectful of Others**

**One Conversation at a Time**

**3 Minute Limit to Provide an Opportunity for  
Everyone to Speak**